

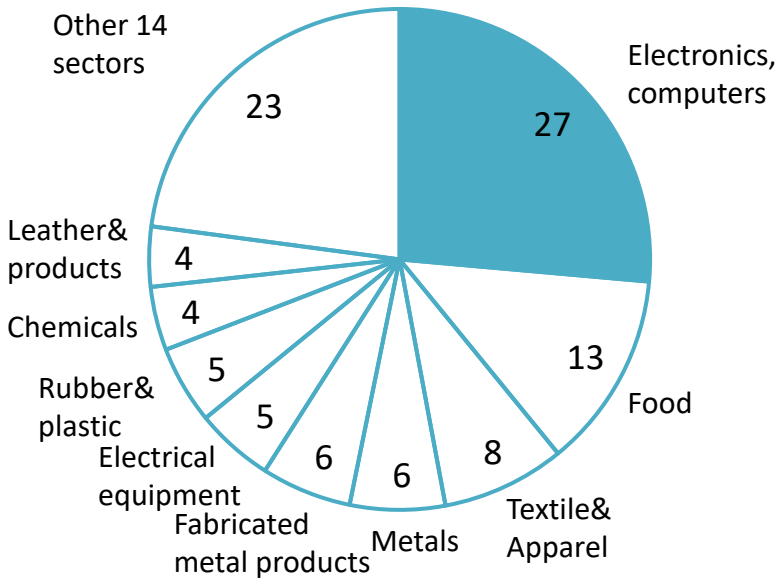
# VIETNAM MANUFACTURING INDUSTRY\*

## Company revenue in 2024 Unit: %, 100%= 577 billion USD

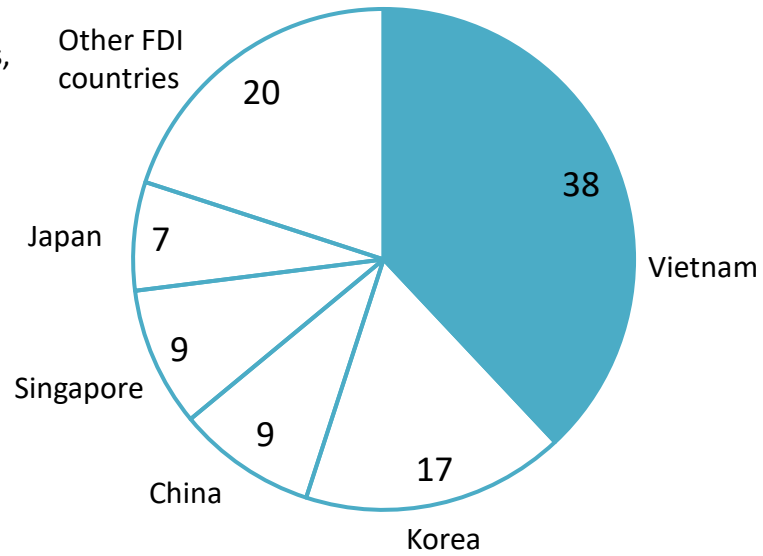
Electronics, textiles and apparel, food, metals, and electrical equipment are the main drivers

FDI companies accounted 62% of revenue

**By sub-sector**



**By country**

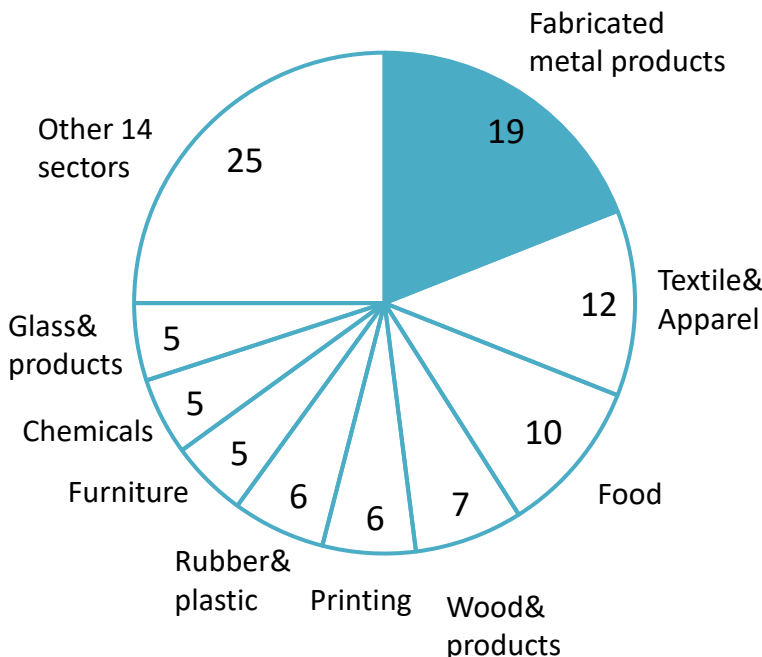


## Company number in 2024 Unit: %, 100%= 156,212 companies

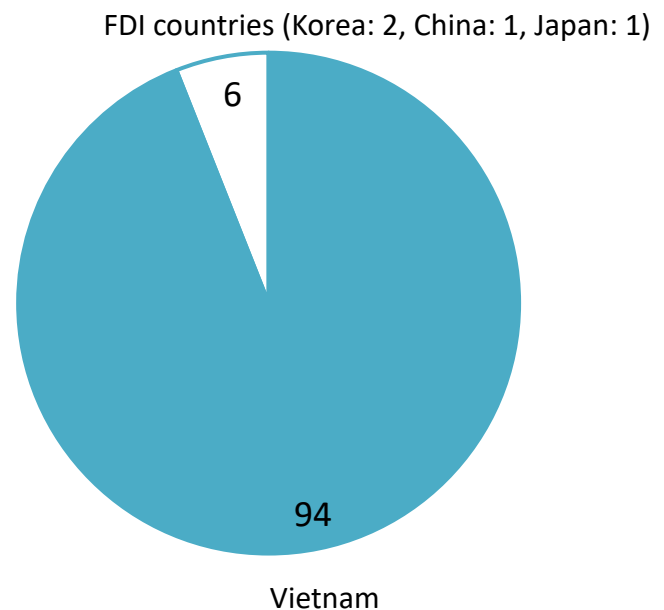
Electronics and computer companies generate 27% of revenue but make up only 2% of companies number

FDI firms account for 62% of revenue but make up only 6% of company number, showing their dominance

**By sub-sector**



**By country**



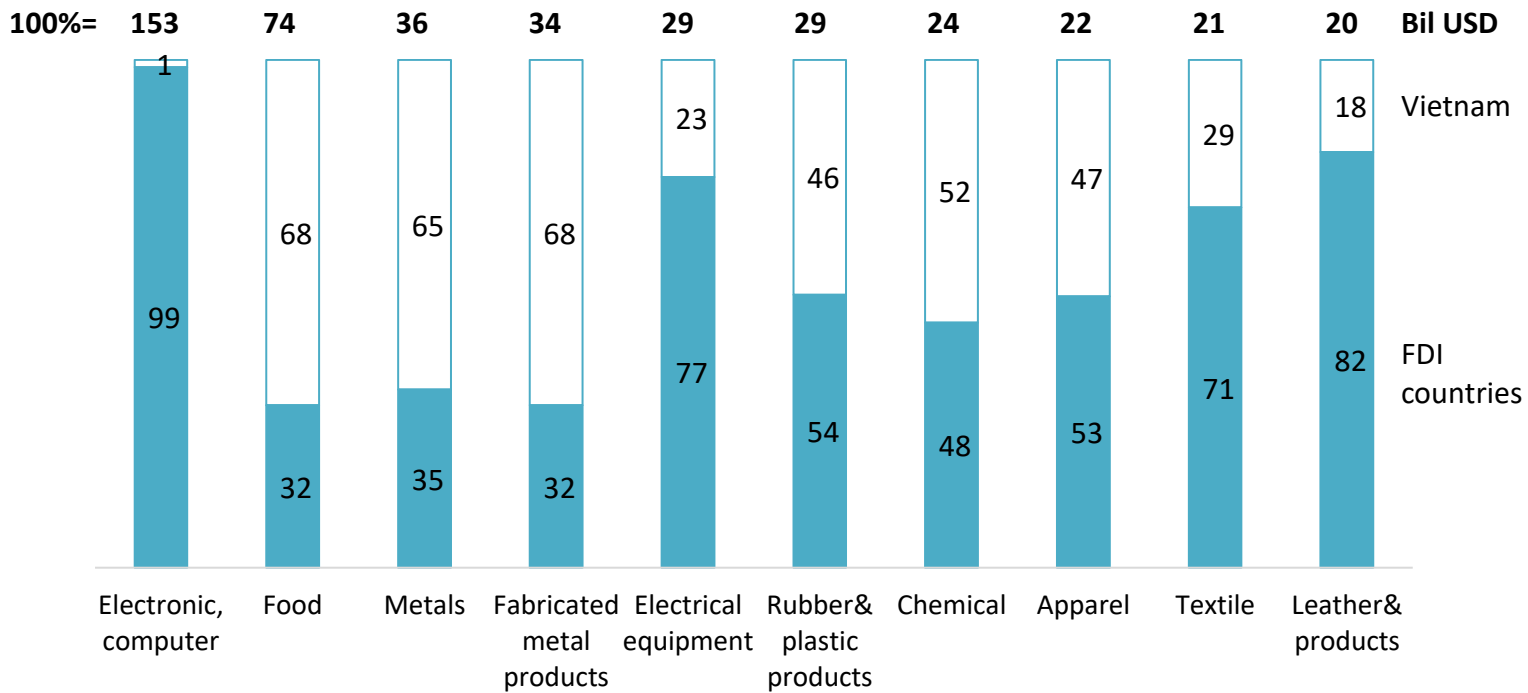
\* Based on VSIC code from 10 to 32 Source: B&Company enterprise database

# VIETNAM MANUFACTURING INDUSTRY

## Revenue by sub-sector and country in 2024

Unit: %

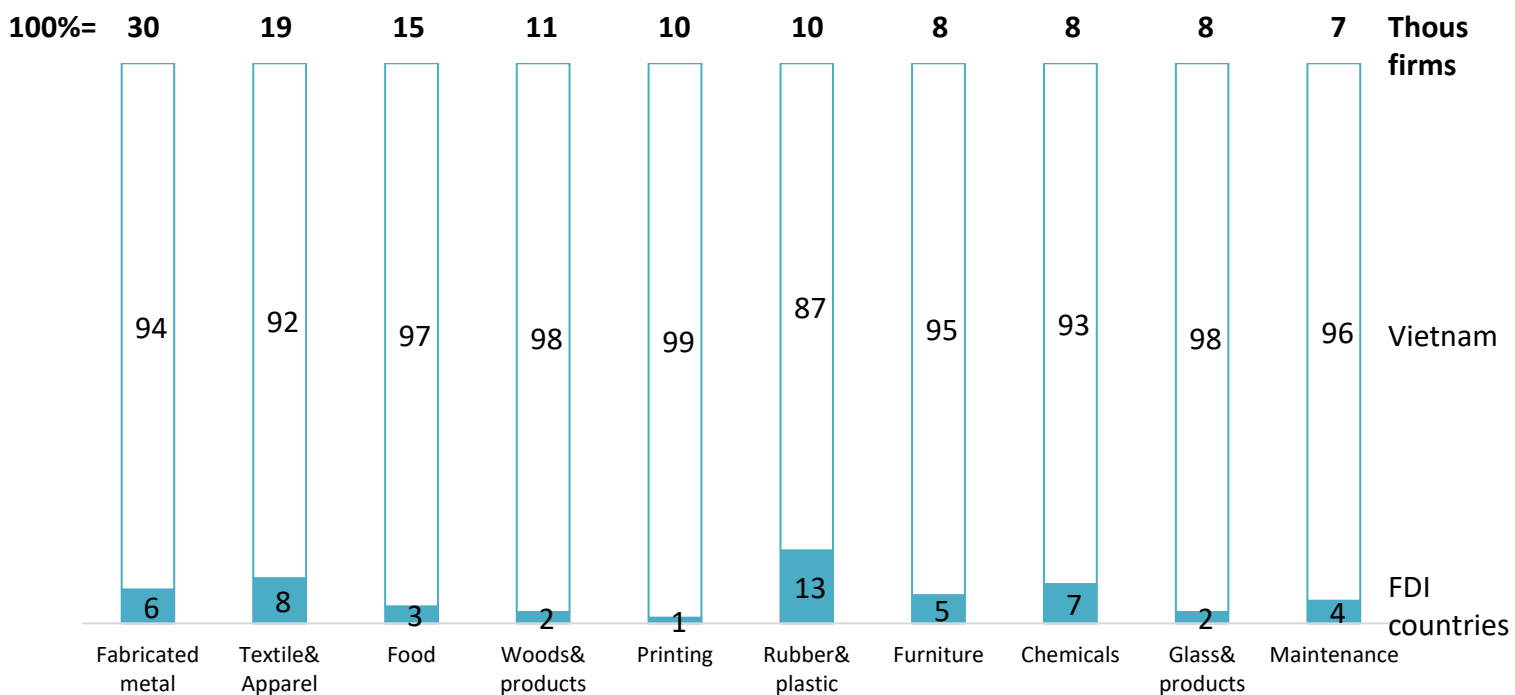
For revenue of electronic and computer, FDI companies accounted for 99%



## Company number by sub-sector and country in 2024

Unit: %

The number of FDI companies accounts for only a very small share across sectors



Source: B&Company enterprise database

# VIETNAM MANUFACTURING INDUSTRY

## Revenue per company in 2024 Unit: million USD

- Revenue per company of FDI firms 17 times larger than Vietnamese firm
- Revenue per company of Singaporean firms 4–5 times larger than Korean, Chinese, and Japanese
- The largest average FDI firm size is seen in electronics and computers, F&B, and vehicles.

No	Sub-sector	FDI companies					Vietnam companies
		FDI Average	Korea	China	Singapore	Japan	
<b>All manufacturing</b>		<b>35</b>	<b>34</b>	<b>26</b>	<b>140</b>	<b>32</b>	<b>2</b>
1	Coke and refined petroleum	<b>1,301</b>	12	-	-	-	<b>115</b>
2	Tobacco	<b>150</b>	-	-	-	-	<b>62</b>
3	Electronics, computers	<b>131</b>	108	104	1,273	68	<b>1</b>
4	Beverage	<b>93</b>	1	54	450	128	<b>1</b>
5	Metals	<b>67</b>	57	63	24	53	<b>11</b>
6	Other transport equipment	<b>63</b>	115	12	32	206	<b>2</b>
7	Food	<b>53</b>	26	26	80	27	<b>3</b>
8	Electrical products	<b>43</b>	27	46	98	62	<b>3</b>
9	Automobiles and motor vehicles	<b>40</b>	19	15	29	68	<b>16</b>
10	Leather& products	<b>29</b>	34	9	-	3	<b>1</b>
11	Pharmaceuticals	<b>24</b>	24	4	63	18	<b>3</b>
12	Textile& Apparel	<b>22</b>	18	25	68	19	<b>1</b>
...	...	...	...	...	...	...	...

Source: B&Company enterprise database

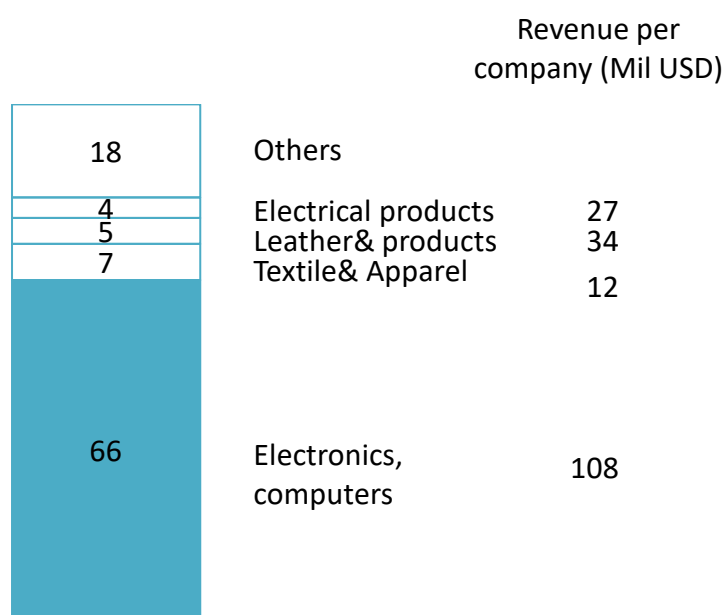
# VIETNAM MANUFACTURING INDUSTRY

## Revenue of FDI companies by sub-sector

South Korea and Singapore are more concentrated in electronics and computers, while Japan and China have a more evenly distributed investment pattern

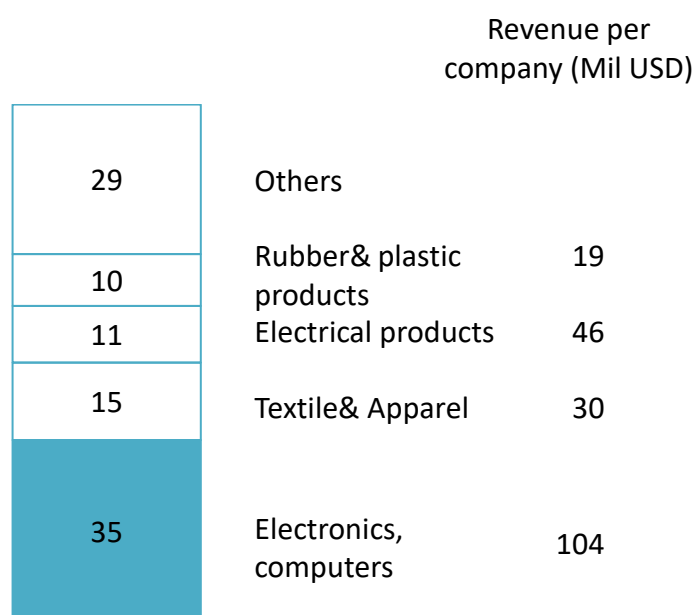
### Korea

%, 100%= 100 Billion USD



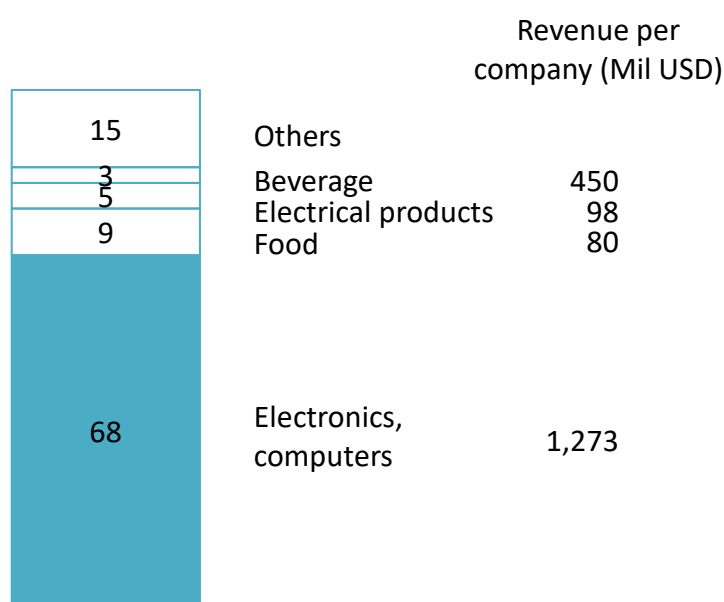
### China

%, 100%= 54 Billion USD



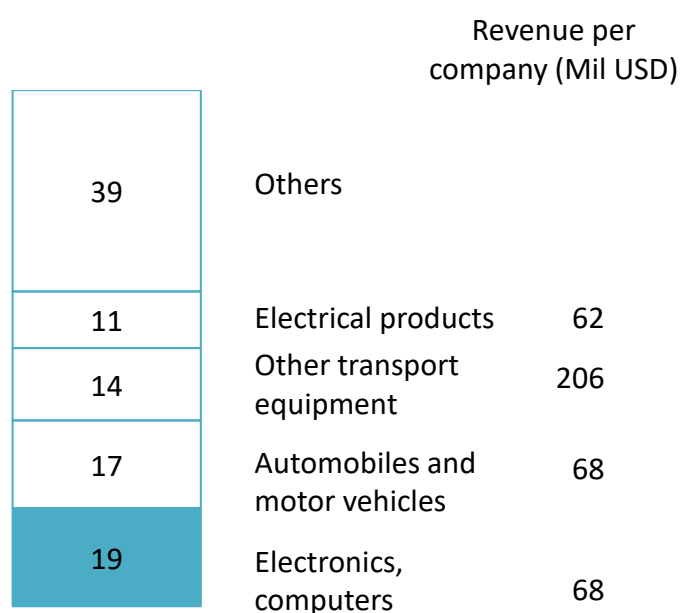
### Singapore

%, 100%= 52 Billion USD



### Japan

%, 100%= 43 Billion USD



Source: B&Company enterprise database

# ABOUT B&COMPANY

B&Company Vietnam was established in 2008, and as the first Japanese full-scale market research company in Vietnam, we have been providing services to private companies, governments, and organizations around the world. Using our network of internal and external consultants, researchers, and industry experts, we support business strategy formulation, various surveys, and policy formulation. In addition, we have recently created a database of over 1,00,000 companies in Vietnam, which we use to search for corporate partners and analyze the market

The “B” in B&Company stands for “Buoyancy”. B&Company has dynamic staffs and is committed to providing flexible and high-quality service



## Main sectors



Medical & Healthcare



Education



Finance



Retail



Real Estate



F&B



Public Institution



NGOs



Construction



ICT



Manufacturing



Logistics



Agriculture



Service



Lifestyle



Others

## Main service



### Industry report

Providing comprehensive reports that offer an understanding of the overall picture in various industries and fields



### Industry interview

Conducting interviews with market experts, industry stakeholders, major companies, government agencies, etc.



### Consumer survey

Implementation of quantitative and qualitative research (including questionnaires, group interviews, etc.)



### Business matching

End-to-end support for matching with potential local partners, from selection and negotiation to implementation



### Market entry consulting

End-to-end support from feasibility studies and market entry planning to company establishment

WORLD  
IN INTELLIGENCE

since 2001

[info@b-company.jp](mailto:info@b-company.jp)



[www.b-company.jp](http://www.b-company.jp)

### Tokyo Headquarters

B&Company Co., Ltd.

2F, Decom Building, 2-17-6 Iwamoto-cho, Chiyoda-ku, Tokyo 101-0032

TEL: 81-3-5829-4006

FAX: 81-3-5829-4009

### Hanoi Headquarters

B&Company Vietnam Co., Ltd.

4F, VINARE Building, 141 Le Duan, Hoan Kiem Ward, Hanoi

TEL: 84-24-3978-5165

### Ho Chi Minh City Branch

5F, Duong Anh Building,

181 Dien Bien Phu, Tan Dinh Ward, Ho Chi Minh City

TEL: 84-28-3910-3913