

**INDUSTRY OF CHEMICAL PRODUCTS
MANUFACTURING IN VIETNAM
(2016-2022)
(SHORT VERSION)**



B&Company
World in Intelligence

B&Company Vietnam Co.,Ltd

June 2024

Scope of research

The report based on VSIC code 20 to analyze the industry of chemical products manufacturing in Vietnam with time scope from 2016 to 2022

Chemical products manufacturing classification

VSIC code*	Industry Description
20	Manufacture of chemical products
201	Manufacture of basic chemicals, fertilizers and nitrogen compounds, plastics and synthetic rubber in primary forms
202	Manufacture of other chemical products
203	Manufacture of man-made fibres

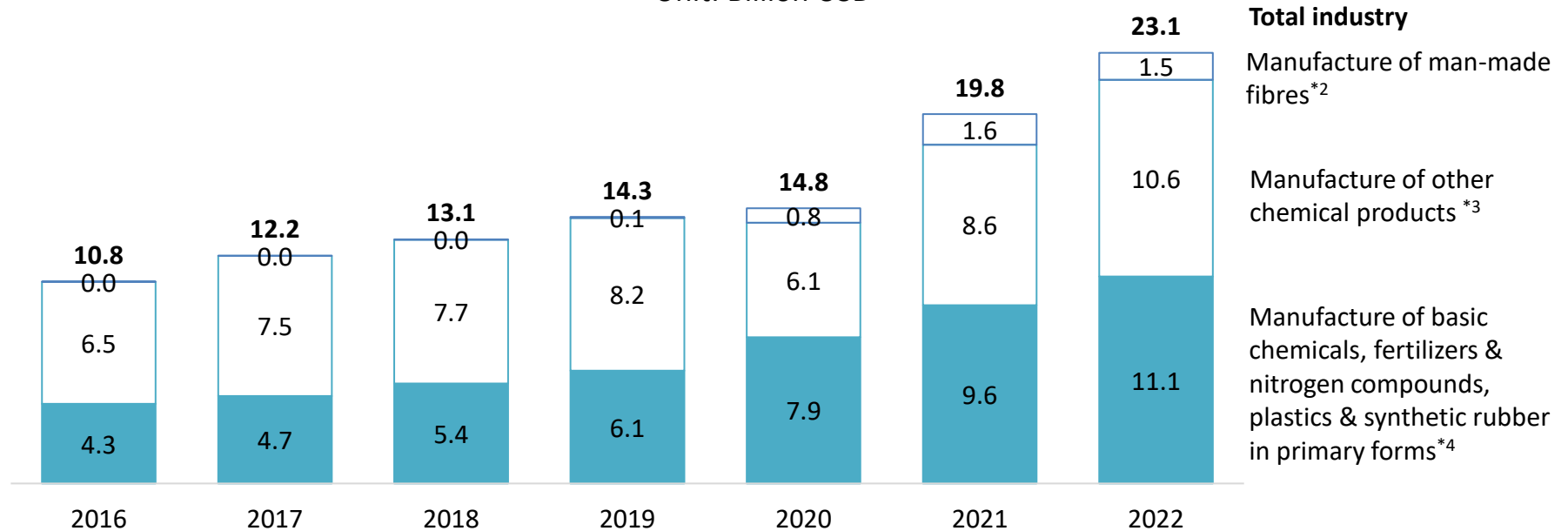
* Vietnam Standard Industrial Classification
Source: Decision 27/2018/QĐ-TTg

Market size of chemical products manufacturing

Revenue of companies in the industry of chemical products manufacturing grew 2.1 times from 2016 to 2022 (with CAGR of 10% per year) to reach 23.1 Billion USD in 2022

Revenue of companies in chemical products manufacturing ^{*1} in 2016-2022

Unit: Billion USD



- In general, the revenue of companies in industry of chemical products manufacturing witnessed significant growth over the last 6 years, even during the Covid-19 period (2020-2021: 34.2%)
- Among the subsector, the manufacture of basic chemicals, fertilizers & nitrogen compounds, plastics & synthetic rubber in primary forms accounted for the largest revenue

^{*1} Revenue of companies with the main registered VSIC code of 20; ^{*2} VSIC code 203 ^{*3} VSIC code 202, ^{*4} VSIC code 201

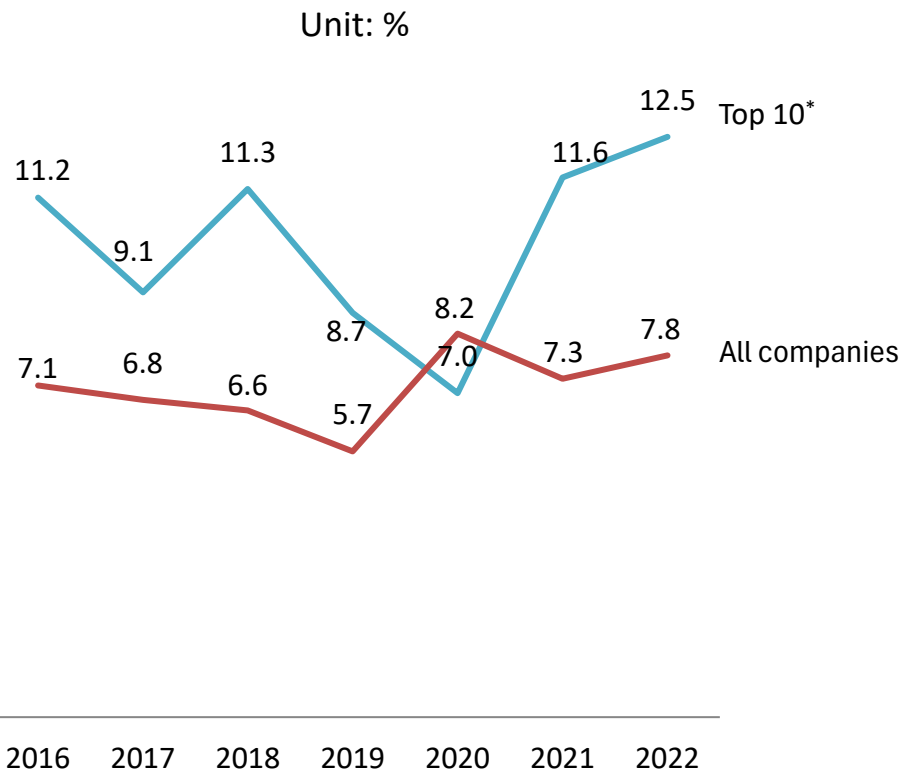
Note: Assumed 1 USD= 25,465 VND (exchange rate on June 25 of Vietcombank)

Source: B&Company database

Profitability and main players of chemical products manufacturing

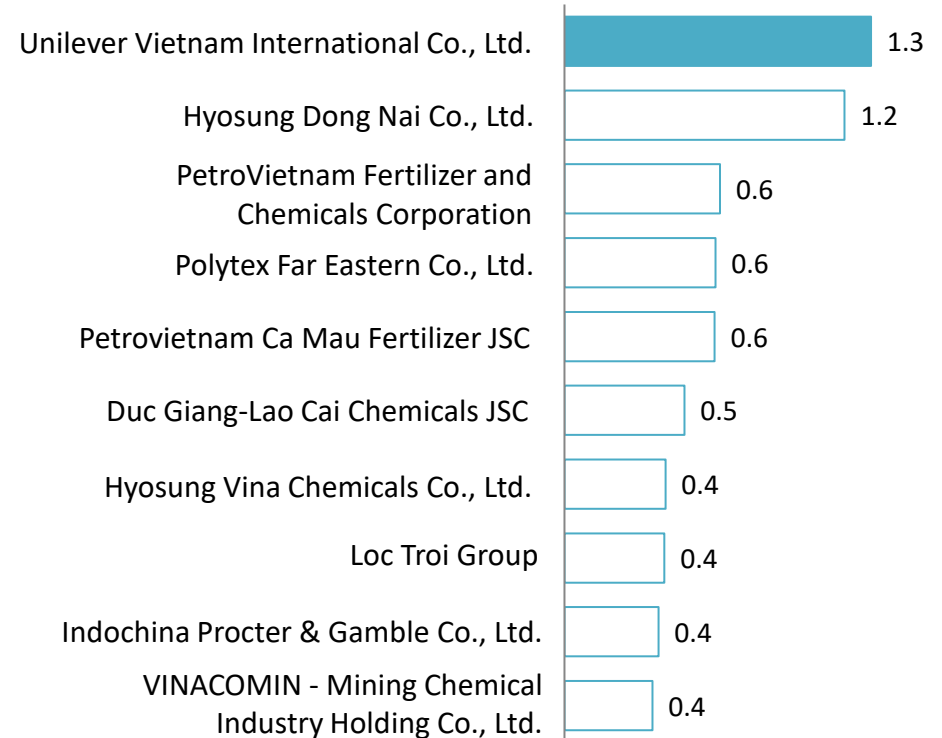
The profitability of top 10 companies reached its lowest peak in 2020, while that of all companies only reduced during COVID-19. Some main players in the industry in Vietnam are Unilever Vietnam International, Hyosung Dong Nai, etc.

Profitability of industry of chemical products manufacturing in 2016-2022



Top 10 highest revenue players in 2022

Unit: Billion USD



*Defined with the Top 10 highest revenue in 2022

Note: Assumed 1 USD= 25,465 VND (exchange rate on June 25 of Vietcombank)

Source: B&Company database



If you want to get full report with your customization or other inquiries,
please feel free to contact us

Market Research | Market Entry Consulting | Business Tour | Business Matching Marketing &
Business Operation Support | Enterprise Data Service

*Founded in **Japan in 2001** as market research consulting and oversea expansion support based in Tokyo, we had expanded into **Vietnam since 2008** with 2 offices in Hanoi and Ho Chi Minh City. We have recently created a **database of over 900,000 companies** in Vietnam, which can be utilized to search for corporate partners and analyze the market*

Our Offices

Tokyo

101-0032, 2F Decom Bldg.,
Iwamoto-cho, Chiyoda-ku
Tokyo, Japan
81-3-5829-4006

Hanoi

4F, VINARE Bldg.,
141 Le Duan,
Hoan Kiem District, Hanoi
84-24-3978-5165

Ho Chi Minh City

5F, Duong Anh Bldg.,
181 Dien Bien Phu, Dist. 1
Ho Chi Minh
84-28-3910-3913



Scan this QR code
for our website with
more market
insights

E-mail: info@b-company.jp

| <https://b-company.jp>