

# FOOD MANUFACTURING INDUSTRY IN VIETNAM (2016-2022) (SHORT VERSION)



**B&Company**  
World in Intelligence

**B&Company Vietnam Co.,Ltd**

June 2024

# Scope of research

The report based on VSIC code 10 to analyze about food manufacturing industry in Vietnam with time scope from 2016 to 2022

## Food Manufacturing Classification

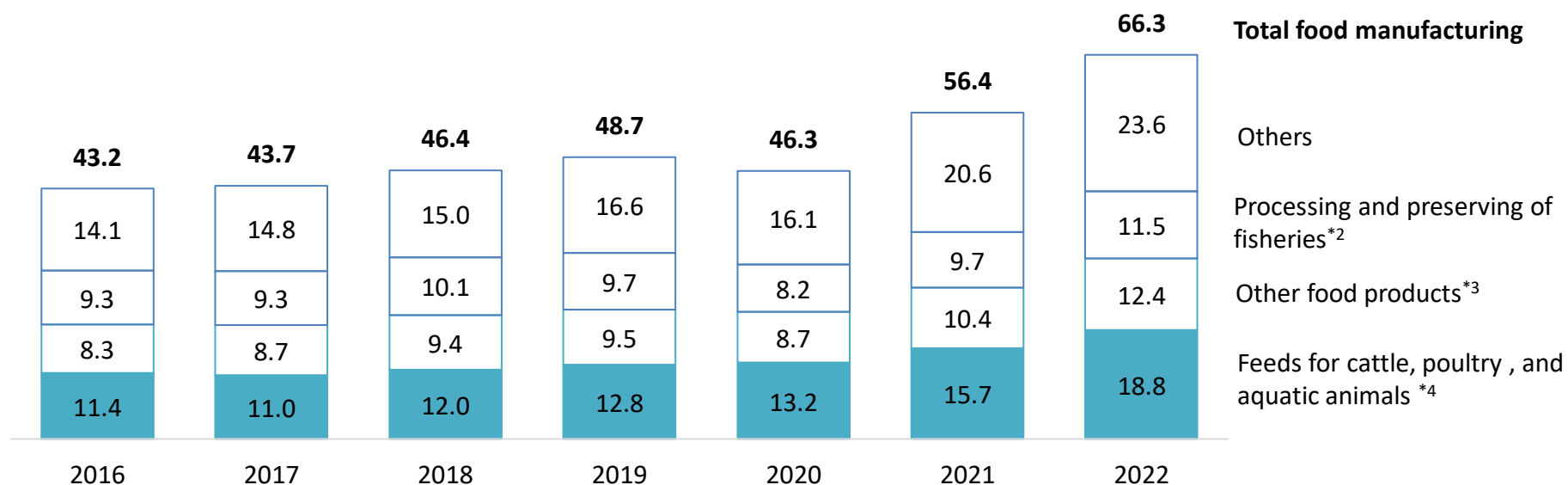
VSIC Code*	Industry Description
<b>10</b>	<b>Manufacture of food products</b>
101	Processing and preserving of meat and meat products
102	Processing and preserving of fisheries and fishery products
103	Processing and preserving of fruit and vegetables
104	Manufacture of vegetable and animal oils and fats
105	Manufacture of dairy products
106	Milling and manufacture of flour
107	Manufacture of other food products
108	Manufacture of feeds for cattle, poultry and aquatic animals

# Market size of food manufacturing

Revenue of companies in food manufacturing grew 1.5 times from 2016 to 2022 (with CAGR: 7.4%) to reach 66 Billion USD in 2022

## Revenue of companies in food manufacturing\*<sup>1</sup> in 2016-2022

Unit: Billion USD



- In general, revenue of companies in food manufacturing witnessed significant growth over the last 6 years, especially since 2020 (2021-2022: 19.7%)
- Among the subsectors, the manufacture of feeds for cattle poultry, and aquatic animals accounted for the largest revenue with some typical companies such as C.P. Vietnam Livestock Corp

\*<sup>1</sup> Revenue of companies with the main registered VSIC code of 10; \*<sup>2</sup> VSIC code 102; \*<sup>3</sup> VSIC code 107, \*<sup>4</sup> VSIC code 108

Note: Assumed 1 USD= 25,465 VND (exchange rate on June 25 of Vietcombank)

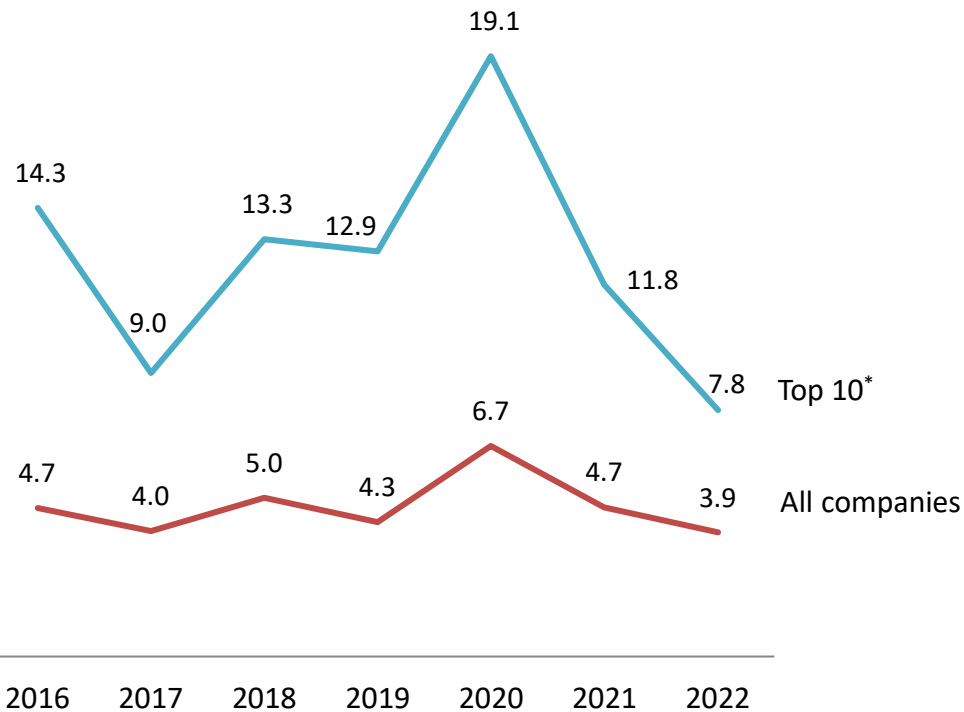
Source: B&Company database

# Profitability and main players of food manufacturing

Profitability of top 10 companies is about 2 times higher than average level. Some main players in food manufacturing sector in Vietnam are C.P Vietnam Livestock Corp., Vietnam Dairy Product JSC, Cargill Vietnam Co., Ltd, etc

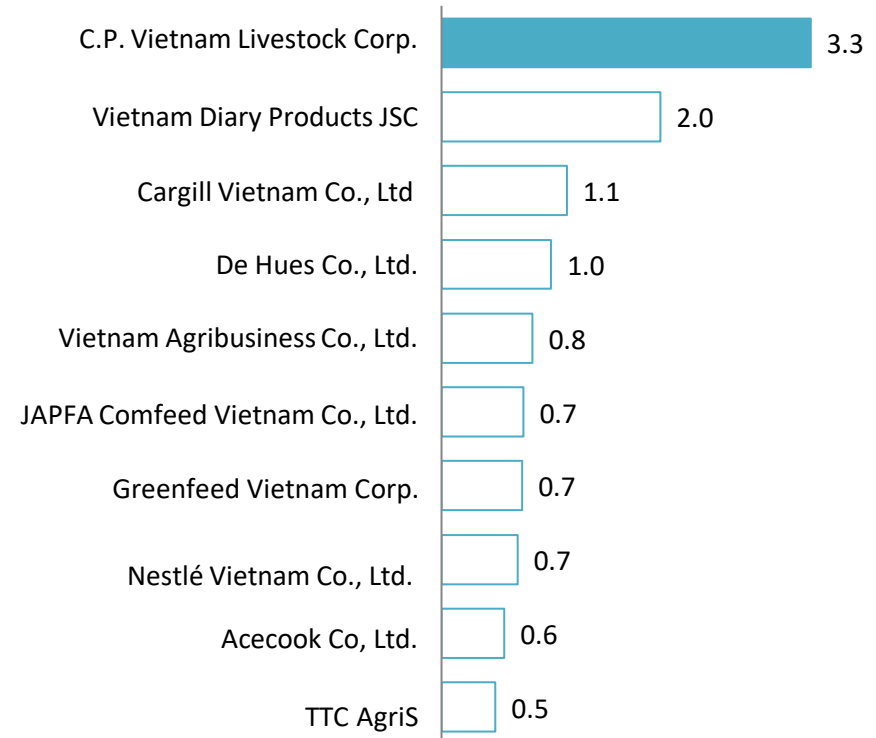
## Profitability of food manufacturing in 2016-2022

Unit: %



## Top 10 Highest Revenue Players in 2022

Unit: Billion USD



\* Defined with the Top 10 highest revenue in 2022

Note: Assumed 1 USD= 25,465 VND (exchange rate on June 25 of Vietcombank)

Source: B&Company database



If you want to get full report with your customization or other inquiries,  
please feel free to contact us

Market Research | Market Entry Consulting | Business Tour | Business Matching Marketing &  
Business Operation Support | Enterprise Data Service

*Founded in **Japan in 2001** as market research consulting and oversea expansion support based in Tokyo, we had expanded into **Vietnam since 2008** with 2 offices in Hanoi and Ho Chi Minh City. We have recently created a **database of over 900,000 companies** in Vietnam, which can be utilized to search for corporate partners and analyze the market*

## Our Offices

### Tokyo

101-0032, 2F Decom Bldg.,  
Iwamoto-cho, Chiyoda-ku  
Tokyo, Japan  
81-3-5829-4006

### Hanoi

4F, VINARE Bldg.,  
141 Le Duan,  
Hoan Kiem District, Hanoi  
84-24-3978-5165

### Ho Chi Minh City

5F, Duong Anh Bldg.,  
181 Dien Bien Phu, Dist. 1  
Ho Chi Minh  
84-28-3910-3913



Scan this QR code  
for our website with  
more market  
insights

E-mail: [info@b-company.jp](mailto:info@b-company.jp)

| <https://b-company.jp>